

Wraparound Club Care 2026 Booking Process

Download the School Portal to your mobile phone or tablet

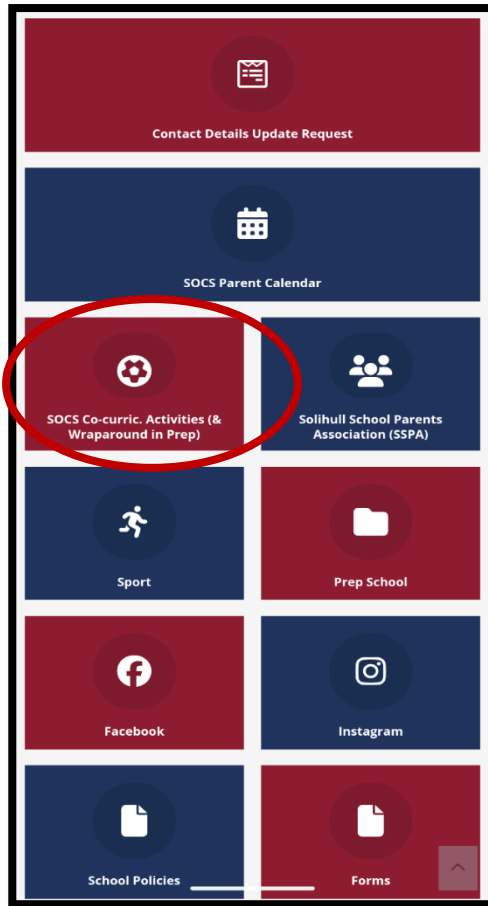
- Open web browser
- Find <https://portal.solsch.org.uk>
- Select sharing symbol
- Add to home screen
- Change the name to Portal

To make bookings

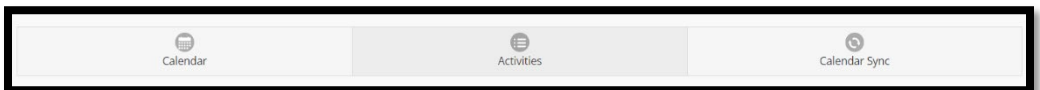
Step 1: Login to your School Portal account using parent email ID



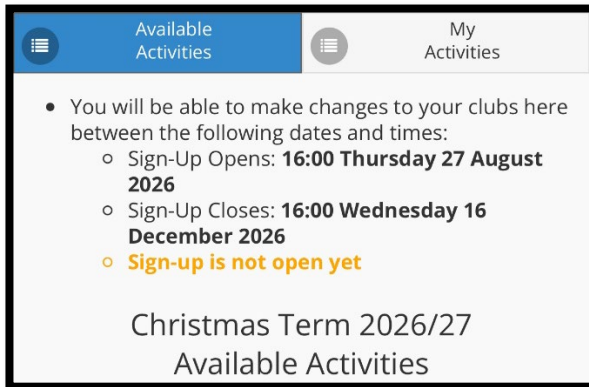
Step 2: Select “SOCS Co-Curric. Activities (& Wraparound for Prep)”



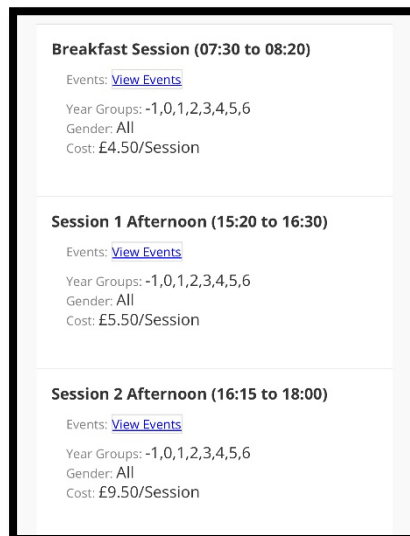
Step 3: Under the child for whom you wish to book Wraparound, click the “Activities” icon in the middle of the bar



Step 4: Under “Available Activities” click “Wraparound Care Club”.



Step 5: Click “View Events” for the Wraparound Care Club session you wish to book



Step 6: Under the date for which you wish to book the Wraparound session, click “Add Event”. Repeat the process for future dates. Each date must be booked separately.